

SCULPTOR N6001 QD



NORDIC LIGHTS® Sculptor N6001 QD driving light integrates headlight, indicator, and parking lights in one unit. Unbeatable in its durability, this heavy-duty light is equipped with our integrated Quake dampening system, withstanding shocks of 60G and vibration of 15.3 Grms at 24–2000 Hz. The Sculptor N6001 QD has rear mounting and is very useful in agricultural, construction, and trucking applications. It has a dual-beam function with both dipped and full beams, which offers any vehicle using this light an amazing advantage.

Not all products are available in all markets. During continuous improvement specifications and design are changing. All values are nominal values. Illustrations do not necessarily show the design of every version and some features are version specific. The lumens output varies depending on lens colour.

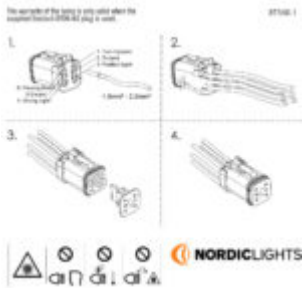
TECHNICAL DATA

Nominal Voltage DC	12 - 24 V	Lens	PC
Input Voltage DC	9 - 32 V	Body / Housing	Aluminium
Power Consumption	High Beam 34W, Low Beam 17W, Park 2.7W, Indicator 17.5W	Weight	2.5 kg
Nominal Current at 12 / 24V	Passing Beam 1.8A @ 12V, 0.9A @ 24V, Driving Beam 3.6A @ 12V, 1.8A @ 24V	IP Rating	IP68, IP6K9K
Connector	Built-in Deutsch 6-pin	Salt Spray Test	ISO 9227 240H
Mount	Single Bolt M10	EMC	CISPR 25 Class 3, EN 13309, EN 61000-4-2, ISO 14982-2, ISO 13766, ISO 11452, ISO 7637-2, ISO 10605
Shock	60G	ECE Approvals	Passing beam: ECE Regulation 112, class B for right & left hand traffic, Driving beam: ECE Regulation 112, class B, Reference number 25, Position light: ECE Regulation 7, Direction Indicator: ECE Regulation 6, class 1b (front), Direction Indicator: ECE Regulation 6, class 5 (side)
Vibration	15.3Grms 24-2000Hz	Operating Temperatures	-40°C... +85°C (Overheat protected)

CONNECTORS



Built-in Deutsch 6-pin

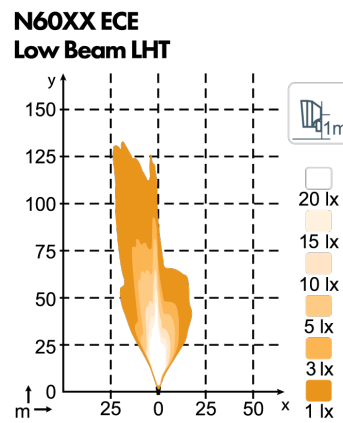
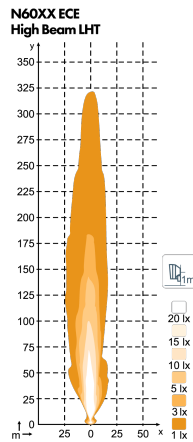
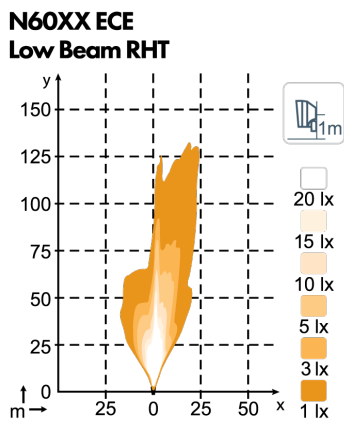
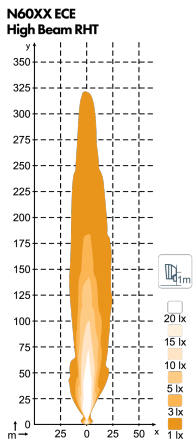


DT06-6S-Assembly

KEY FEATURES

- All-in-One Durable Headlight
- QUAKE dampening system
- Dual-beam, Rear mount

LIGHT PATTERNS



DRAWINGS

